

B **E** **S** **T**

Building
Early
Sentences
Therapy




1

*Listen to Learn
Homework Booklet*




Homework guide

These homework packs have been designed to support the language skills your child is learning during the BEST sessions by giving them **extra listening opportunities in a different setting**. There is one booklet for each of the 16 BEST sessions containing the same sentences used in the session. Try to spend **5-10 minutes each day** (or as often as you can!) going through the booklets with your child. You can scan the QR code at the bottom for a video showing what to do and follow the tips below. Make sure your child's teacher gives you a new homework booklet after each BEST session.



“Let’s look at some pictures together!”


- Point to each picture in turn and leave a short gap to see if your child wants to describe the picture, **but don’t ask them to describe it**.
- If your child describes the picture but misses out a word or uses an incorrect word **don’t correct it**. Give praise for any attempts and then **say the correct sentence in full after your child has spoken. The most important thing is that your child hears the full sentence**.
- If your child says nothing **don’t prompt them, just say the full sentence**.
- It is important that you **do not ask your child to repeat the sentence after you have spoken**.
- Your child does not have to be looking at you or at the pictures, as long as they can hear the sentence.



Child: “Girl sitting”
Adult: “Yes! The girl is sitting.”



Set A — Laughing



The baby is laughing



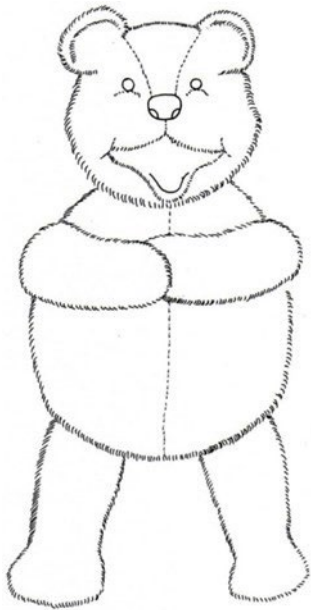
The woman is laughing



The boy is laughing



The girl is laughing



The teddy is laughing



The man is laughing

Set A — Sitting



The man is sitting




The woman is sitting



The boy is sitting



The girl is sitting

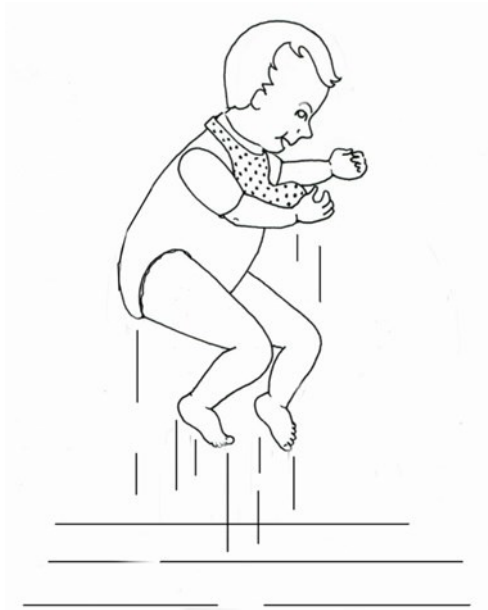


The teddy is sitting



The baby is sitting

Set B — Jumping



The baby is jumping



The woman is jumping



The boy is jumping



The girl is jumping




The teddy is jumping




The man is jumping

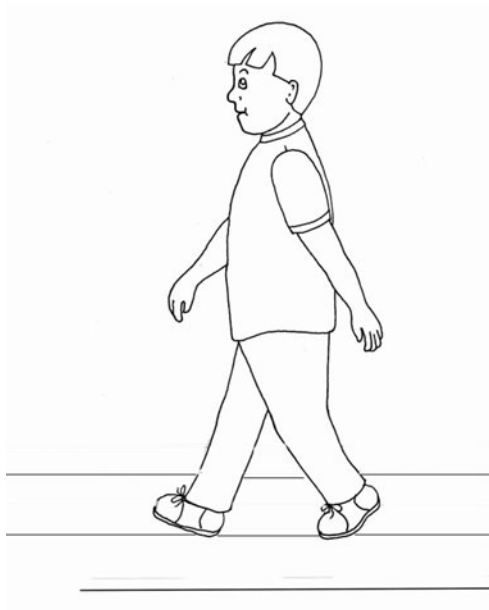
Set B — Walking



The man is walking




The woman is walking



The boy is walking



The girl is walking



The teddy is walking



The baby is walking

Set D — Riding

The boy is riding a cat



The boy is riding a horse



The boy is riding a bike



The baby is riding a bike

Set D — Smelling

The baby is smelling
an apple



The baby is smelling
a flower



The baby is smelling
an orange



The baby is smelling
a banana



The baby is smelling
a sock



The baby is smelling
a carrot

Well Done!

You looked and listened
really well

You deserve a high-five!



Cut out this star and stick it on your track

It goes on number 1. It looks
like this:

